



GALLEON GOLD

Galleon Gold - an exploration and development company focused on advancing the West Cache Gold Project located 7 km N-E of Pan American Silver's Timmins West Mine and 14 km S-W of Newmont's Hollinger Mine. Initial PEA published in February 2022 supports advancing project to test mining.

Permitting for Test Mining in Progress

Immense Exploration Potential

Eric Sprott Strategic Investor

Destined for Development

Capital Structure: October 1, 2023

Shares Outstanding 63.5 M

Options Outstanding 4.2 M

Warrants Outstanding 13.8 M

Management

R. David Russell President, CEO & Chairman

Tim Smith COO

Nate Tewalt Chief Geologist

Sonia Agustina Chief Financial Officer

Ryan Lougheed West Cache GM

Lisa Buchan VP Corp Dev

Directors

Mario Colantonio J.T. O'Neil Jr.

Thomas Kofman Gerhard Merkel

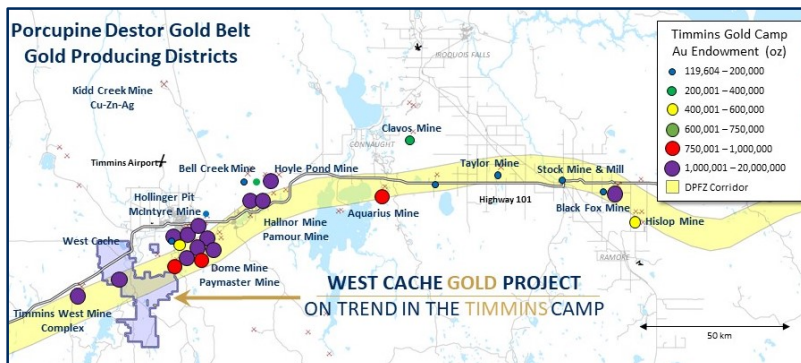
G. Michael Hobart Richard Nanna

TSXV: GGO

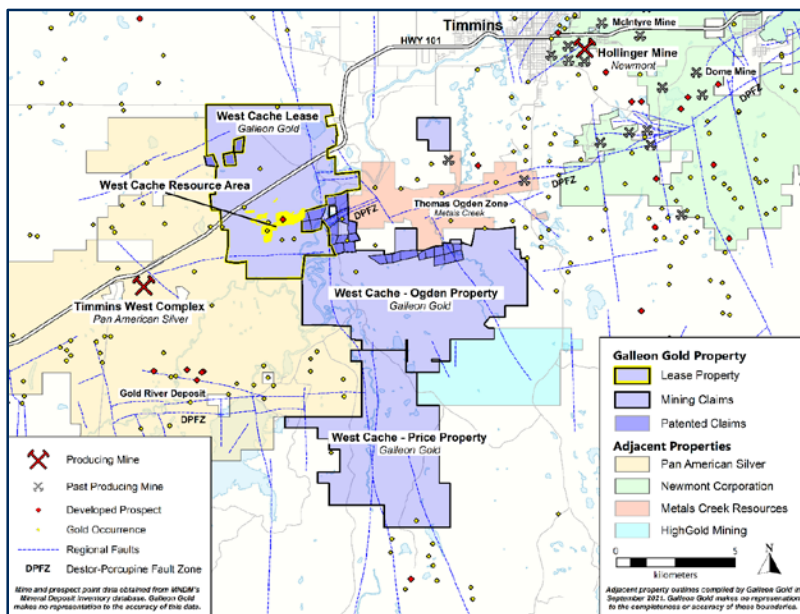
info@galleongold.com

INVESTMENT HIGHLIGHTS

- Timmins Mining Camp – adjacent to producing mine
- Strong project economics – maiden PEA (2022)
- Management team with track record of building mines in the region
- Large land position with huge blue sky exploration potential
- Permitting and baseline studies underway in support of bulk sample



EXCELLENT LOCATION



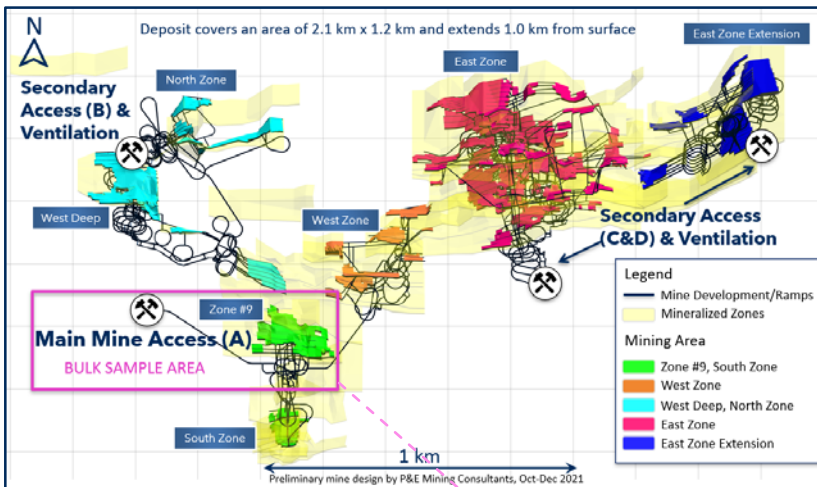
UPDATED RESOURCE & PEA

Underground Mineral Resource @ 1.6 g/t Au Cut-Off			
Classification	Tonnes k	Au g/t	Au Koz
Indicated	4,051	3.63	472
Inferred	11,788	2.87	1,088

1. Mineral Resources that are not Mineral Reserves do not have demonstrated economic viability.
2. The Au cut-off parameters used were US\$1,650/oz Au, 0.76 FX with a process recovery of 95% Au, mining cost of C\$85/tonne, C\$16/tonne process cost and C\$4/tonne G&A. Mineral Resources selected exhibited continuity and reasonable potential for extraction by the long hole underground mining method.

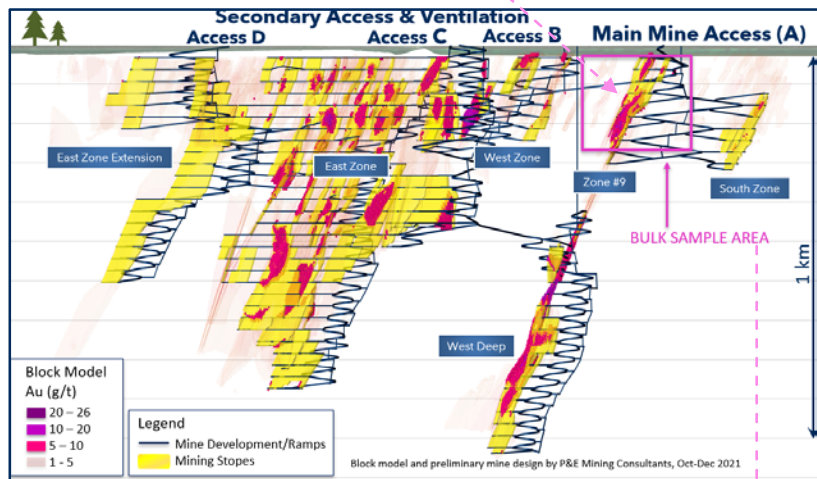
WEST CACHE GOLD PROJECT, TIMMINS, ONTARIO

Mine Development Plan – Plan View



PEA ECONOMICS & METRICS		Pre-Tax
Net Present Value NPV _{5%}	C\$ million	\$378.3
Internal Rate of Return (IRR)	%	33.7 %
Payback Period	years	3.0
Life of Mine (LOM) ¹	Years	11
Initial Capital Costs	C\$ million	\$150
Sustaining Capital Costs (LOM)	C\$ million	\$199
Gold Price Assumption	US\$ /ounce	\$1,700
Exchange Rate	US\$/C\$	0.76

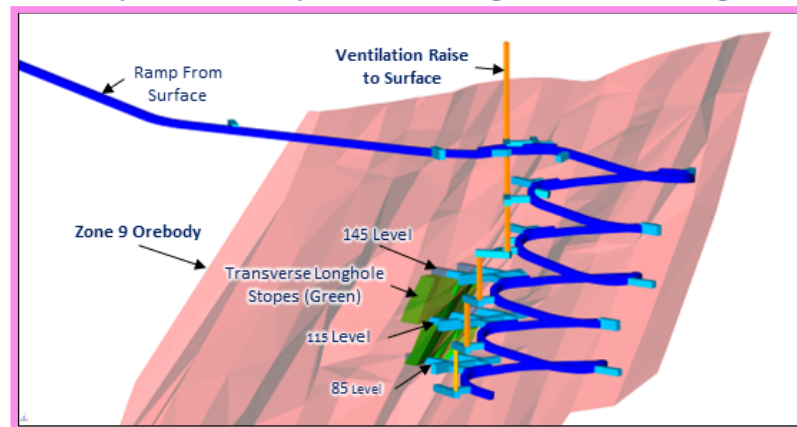
Mine Development Plan – 3D View Looking East



Sensitivity to Gold Price (pre-tax)

Price / ounce of gold	NPV _{5%} (million)	IRR %
US\$1,500	C\$224.5	23.3 %
US\$1,600	C\$301.4	28.6 %
US\$1,700	C\$378.3	33.7 %
US\$1,800	C\$455.5	38.7 %
US\$1,900	C\$532.6	43.6 %
US\$2,000	C\$609.8	48.4 %

Multiple Level Bulk Sample Isometric Looking Northeast – Draft Design



In-situ bulk Sample Quantities

Tonnage: 86.5 kt | Gold ounces: 22.6 koz | Grade: 8.13 g/t



This document contains certain “forward-looking” statements and information relating to Galleon Gold Corp. (“Galleon Gold” or the “Company”) that are based on the beliefs of Galleon Gold’s management as well as assumptions made by and information currently available to Galleon Gold’s management. Such statements reflect current risks, uncertainties and assumptions related to certain factors including, but not limited to: exploration and development risks; exploration expenditures and financing requirements; title matters; operating hazards; precious metal prices; political and economic factors; general economic conditions; relationships with strategic partners; governmental regulation and supervision; evolution of Covid-19 pandemic and other events outside the direct control of the Company. Should any one or more risks or uncertainties materialize or change, or should any underlying assumptions prove incorrect, actual results and forward-looking statements may vary from those described herein. Galleon Gold does not assume the obligation to update such forward-looking statements except as required by law.